



Andrew Zoric

UI Portfolio: ComResource

Cargill OnePlace HS

Home | **Graph** | Search | Health | Dashboards | Tags | Measures | Data Sets | Frameworks | MAC Registration

Graph : Columbus

Currently Selected
 Name : Location
 Type : LocatedIn

Connections:
 Location - Located In - (2) ✓

Asset Map | Table View | Dashboard | History

```

    graph LR
      Columbus[Columbus] -- Located In --> Location[Location]
      Columbus -- Located In --> Machine[Machine]
      Columbus -- Located In --> Network[Network]
      Columbus -- Refers To --> SourceOfContext[SourceOfContext]
      Columbus -- Located In --> State[State]
      Columbus -- Refers To --> flexnet_asset[flexnet_asset]
      Columbus -- Located In --> HPF31ABF[HPF31ABF]
      Location -- locatedin --> HSW_ICC["HSW.ICC (SysID:1934)"]
      Location -- locatedin --> HSW_ICO["HSW.ICO (SysID:1935)"]
    
```

Support: [-oneplace-team-all](#)
Version 0.1.0

Branching Tree Interface

- Individual nodes clickable to toggle an open state.
- Open state reveals children, unless there are none in which a terminal node indicates there are no child nodes.
- Metadata for each node sets an icon for the type of node.
- A pin drop icon is clickable and recenters the entire graph with that node as the root.
- Originally planned as a vector-based D3.js object I was able to model the required behavior in JavaScript/CSS and HTML to achieve the desired effect, giving more control through the browser and integration with encapsulating React code.

Cargill OnePlace HS

Graph : Columbus

Currently Selected
 Name : SourceOfContext
 Type : RefersTo

Connections:
 SourceOfContext - Refers To - (3) ✓

Asset Map | Table View | Dashboard | History



```

    graph LR
      Columbus[Columbus] -- Located In --> Location[Location]
      Columbus -- Located In --> Machine[Machine]
      Columbus -- Located In --> Network[Network]
      Columbus -- Refers To --> SourceOfContext[SourceOfContext]
      Columbus -- Located In --> State[State]
      Columbus -- Refers To --> flexnet_asset[flexnet_asset]
      Columbus -- Located In --> HPF31ABF[HPF31ABF]
      SourceOfContext --- Error[500 Internal Server Error]
  
```

Support: [-oneplace-team-all](#)
 Version 0.1.0

Branching Tree Interface

- Additional features shown.

Cargill OnePlace  

Graph : Hopkins

Currently Selected
Name : HOPKINS
Type : City

Version
1

Createdon
2020-10-26T19:06:27.2766667

Createdby
fict_location

Isactive
true


Batchid
66870f50-a906-4114-a0d7-89cdf09dac4e


Updatedon
2020-10-26T19:06:27.2766667

Updatedby
fict_location



Sources
{ "states": { "fict_location": { "reportedOn": "2020-10-26T19:06:27.2766667", "isActive": 1, "batchId": "66870f50-a906-4114-a0d7-89cdf09dac4e" }, "flexnet_asset": { "isActive": "1", "batchId": "f414edef-f996-42e5-836a-2b11cf8d1635" }, "sccm_asset": { "isActive": "1", "batchId": "c88d3b8f-d05c-4fe2-889a-e6ebf085c158" }, "flexnet_nw": { "isActive": "1", "batchId": "88bce026-c76c-447d-91e7-4a871fe4d967" }, "flexnet_storage": { "isActive": "1", "batchId": "e8a9d71f-7e37-4f76-b921-fe0bc8e59f45" } } }

Label
city

Frequent Relations:
Loading... 

Connections:
Loading... 

Asset Map | **Table View** | **Dashboard** | **History**

HOPKINS  Loading... 

Branching Tree Interface

- Loading screen.
- Nodes animate out of their parent.
- Cog icon rotates while data is fetched.

Cargill OnePlace HS

Home | Graph | Search | Health | Dashboards | Tags | Measures | Data Sets | Frameworks | MAC Registration

Graph : Columbus

Currently Selected
 Name : State
 Type : LocatedIn

Connections:
 State - Located In - (2) ✓

Asset Map | Table View | Dashboard | History

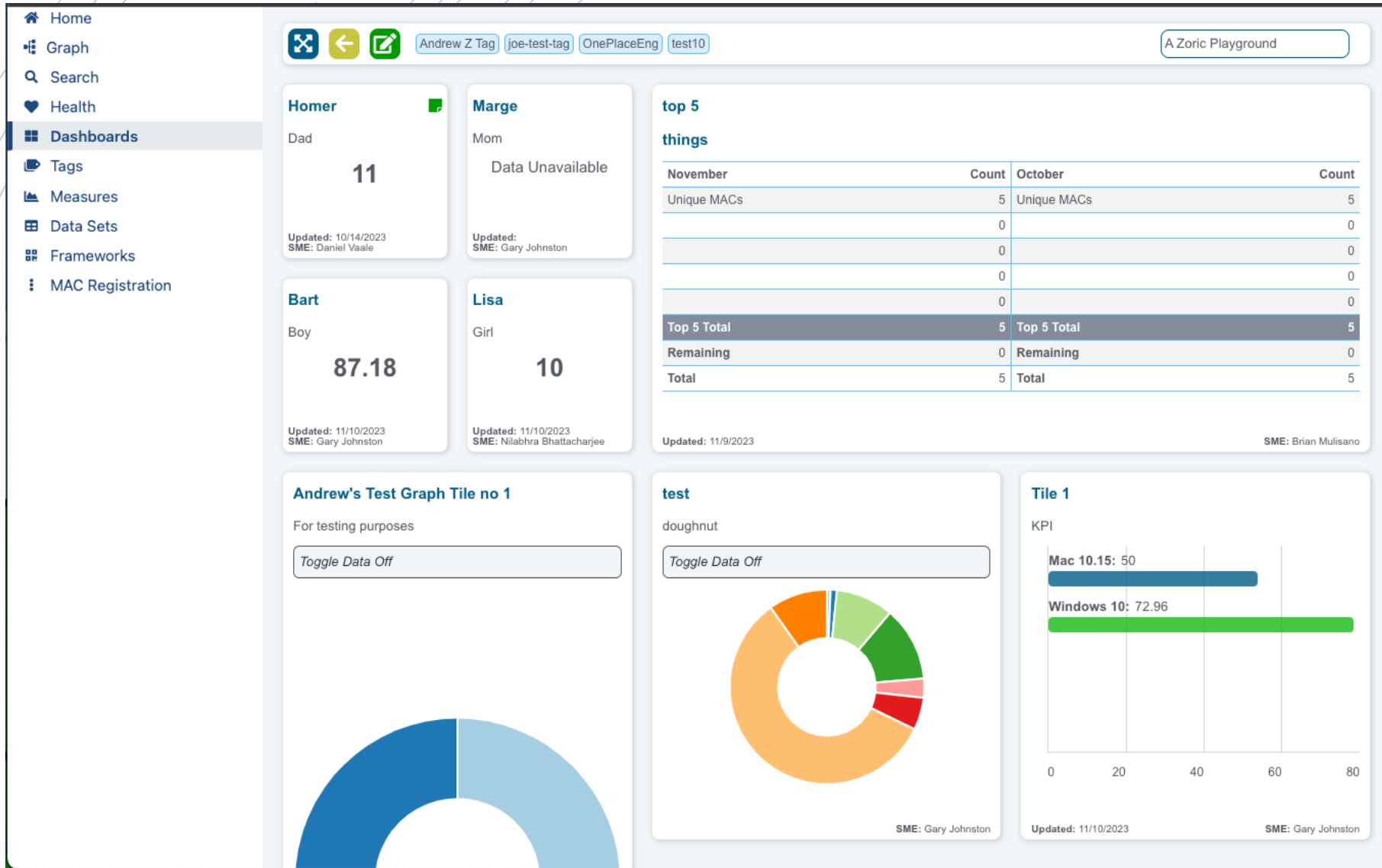
Columbus

- Located In: Location
- Located In: Machine
- Located In: Network
- Refers To: SourceOfContext
- Located In: State
 - locatedin: Nebraska
 - locatedin: Ohio
- Refers To: flexnet_asset
- Located In: HPF31ABF

Support: -oneplace-team-all
Version 0.1.0

Dark Mode

- The entire site had a Dark-Mode option. This was managed by a user system setting. The dark mode used high contrasting colors while maintaining the client's brand



Configurable Dashboard

- Dashboards were configurable.
- Permitted users were able to create and change dashboards. This included.
- Dashboard “tiles” had multiple types, and could have different sizes.
- The entire dashboard was responsively designed so even smaller screens were usable.
-



Configurable Dashboard

- Dashboards were configurable.
- Permitted users were able to create and change dashboards. This included.
- Dashboard “tiles” had multiple types, and could have different sizes.
- The entire dashboard was responsively designed so even smaller screens were usable.
- Dark mode shown

Cargill OnePlace Type Name Search HS

- Home
- Graph
- Search
- Health
- Dashboards
- Tags
- Measures
- Data Sets
- Frameworks
- MAC Registration

MAC Address Registration

Register MAC Address | History

| History | | | | | | |
|----------------------|------------------------|-----------------------|----------------------|----------------------|----------------------|----------------------|
| Audit ID | Date | Property | Before | After | Changed By | |
| <input type="text"/> | <input type="text"/> | <input type="text"/> | <input type="text"/> | <input type="text"/> | <input type="text"/> | <input type="text"/> |
| 76633128 | 09/08/2023 08:45:01 PM | businessJustification | new one. | new one | a442116 | |
| 76633128 | 09/08/2023 08:45:01 PM | updatedOn | 2023-09-08T20:27:00 | 2023-09-08T20:45:00 | a442116 | |
| 76632889 | 09/08/2023 08:27:07 PM | businessJustification | new one | new one. | a442116 | |
| 76632889 | 09/08/2023 08:27:07 PM | updatedOn | 2023-09-08T20:26:00 | 2023-09-08T20:27:00 | a442116 | |
| 0 | 09/08/2023 08:26:00 PM | null | null | null | a442116 | |

Page 1 of 1 (5 results total)

Support: [-oneplace-team-all](#)
Version 0.1.0

Searchable/ Sortable tables

- Table UI with ghosted search elements
- Once set active, or containing data the elements display fully. Options to filter in

The screenshot shows the Cargill OnePlace web application. The top navigation bar includes the Cargill logo, 'OnePlace', a search icon, and a user profile icon labeled 'HS'. A left sidebar contains a menu with items: Home, Graph, Search, Health, Dashboards, Tags, Measures (highlighted), Data Sets, Frameworks, and MAC Registration. The main content area is titled 'Measures' and has several tabs: Details, Sources, Results, Links, Health, and Documentation (selected). Under the 'Documentation' tab, the 'Measure Name' is 'andrew_test_measure'. There is a 'Markdown Help' checkbox which is checked. The editor is split into two panes: a code editor on the left containing the text '# Test documentation' and '* Test documentation for Andrew's test measure', and a preview pane on the right showing the rendered output: 'Test Documentation' followed by a bulleted list item 'Test documentation for Andrew's test measure'. A vertical blue bar with a right-pointing arrow separates the two panes. At the bottom right of the editor area is a 'Save' button. In the bottom left corner of the application, there is a support link 'Support: -oneplace-team-all' and the version 'Version 0.1.0'.

Documentation Editor

- Using Markdown Markup Language this editor was a two-way-bound code editor.
- Opening and closing the output window allowed the author to see the formatted output.
- A movable info box popup could be used with tips on markdown formatting.

The screenshot displays the Cargill OnePlace SQL Editor interface. The top navigation bar includes the Cargill OnePlace logo, a search icon, and a user profile icon labeled 'HS'. A left-hand sidebar contains a menu with items: Home, Graph, Search, Health, Dashboards, Tags, Measures (highlighted), Data Sets, Frameworks, and MAC Registration. The main content area is titled 'Measures' and features a tabbed interface with 'Details', 'Sources', 'Results', 'Links', 'Health', and 'Documentation'. The 'Details' tab is active, showing the following fields:

- Measure Name: *
- Add Tags:
- SME Contact:
- Description: *
- Cached Datasets:
- Used Datasets:
- Unused Datasets:
- Query:

```
1 select 'andrew_test'  
2   as title, 1  
3   as DimensionOne, 2  
4   as dimensionTwo, 3  
5   as dimensionThree, 4  
6   as dimensionFour, 5  
7   as dimensionFive, GETUTCDATE()  
8   as createdOn  
9  
10  
11
```

SQL Editor with Code Highlight

- SQL Editor using CodeMirror and React. This gave SQL authors the ability to write readable code directly in the portal tool.
- Additional features included highlighting datasets referenced in the code.

The screenshot displays the Cargill OnePlace SQL Editor interface. The top navigation bar includes the Cargill OnePlace logo, a search icon, and a user profile icon labeled 'HS'. A left-hand sidebar contains a menu with items: Home, Graph, Search, Health, Dashboards, Tags, Measures (highlighted), Data Sets, Frameworks, and MAC Registration. The main content area is titled 'Measures' and features a tabbed interface with 'Details', 'Sources', 'Results', 'Links', 'Health', and 'Documentation'. The 'Details' tab is active, showing the following fields:

- Measure Name: *
- Add Tags:
- SME Contact:
- Description: *
- Cached Datasets:
- Used Datasets:
- Unused Datasets:
- Query:

```
1 select 'andrew_test'  
2   as title, 1  
3   as DimensionOne, 2  
4   as dimensionTwo, 3  
5   as dimensionThree, 4  
6   as dimensionFour, 5  
7   as dimensionFive, GETUTCDATE()  
8   as createdOn  
9  
10  
11
```

SQL Editor with Code Highlight

- SQL Editor using CodeMirror and React. This gave SQL authors the ability to write readable code directly in the portal tool.
- Additional custom features included highlighting datasets referenced in the code.

more changes for the sake of change

we can just blame brian for everything

This Afternoon: Mostly
Sunny 67

Tonight: Partly Cloudy
44

Wednesday: Mostly
Sunny 71

Wednesday Night:
Partly Cloudy then
Slight Chance Rain
Showers 50

Thursday: Showers And
Thunderstorms Likely
72

Last Updated: 11/12/2021, 3:10:56 PM

Wall Board frontend

- An internal ComResouce messaging system running on multiple Raspberry Pi's
- News rotates through an array of stories as hexagons dance in the background representing the ComResouce Logo.
- A weather API gives the local forecast.

News Feed

Global Variables

News Feed

Item Name:

Item Headline:

Item Text blurb:

Item Name:

Item Headline:

News Feed

Global Variables

Global Variables

Current Location

Uses GPS coordinates, obtainable from [Google Maps](#) by clicking on the map. this will show you the logitude/latitude where you click.

News Duration

in milliseconds. ie: 1000 milliseconds equals 1 section.

Wall Board backend

- Using a Node server, Express.js the server back-end has two tabs
- The main tab is the newsfeed. Headline/blurb items that rotate through the client.
- Global variables. Sets the location for current weather and the duration each news item at rest before transitioning to the next.

Before

05/11/2020 11:14:27 AM P16 340714612000INV_FAC

Inpatient View Invoice Detail 05/11/2020 15:19:10

ADJUDICATED [4 of 4]

Invoice 96,466.45 96,466.45 32,737.27

| Ln | Rev Code | SVC Code | Mod 1 | 2 | 3 | 4 | HCPS/Rate | Serv Dt | UOS | Eob Ind | Edit Ind | Dup Inv | St |
|--------|-----------|-----------|----------------|-----------|--------------|---------------|-------------|------------|-----|---------|----------|---------|----|
| MCO Ln | Charge | MCO Amt | BWC Priced Amt | Approved | Override Amt | Interest Date | Exp Mco Pay | Det | | | | | |
| 1 | 0121 | | | | | | 0.00 | 03/06/2020 | 1 | N | Y | N | A |
| 1 | 1,849.00 | 1,849.00 | 627.48 | 627.48 | 0.00 | 05/07/2020 | 05/21/2020 | | | | | | |
| 2 | 0250 | | | | | | 0.00 | 03/06/2020 | 135 | N | Y | N | A |
| 2 | 1,543.95 | 1,543.95 | 523.96 | 523.96 | 0.00 | 05/07/2020 | 05/21/2020 | | | | | | |
| 3 | 0272 | | | | | | 0.00 | 03/06/2020 | 11 | N | Y | N | A |
| 3 | 10,007.50 | 10,007.50 | 3,396.19 | 3,396.19 | 0.00 | 05/07/2020 | 05/21/2020 | | | | | | |
| 4 | 0278 | | | | | | 0.00 | 03/06/2020 | 15 | N | Y | N | A |
| 4 | 40,215.00 | 40,215.00 | 13,647.54 | 13,647.54 | 0.00 | 05/07/2020 | 05/21/2020 | | | | | | |
| 5 | 0300 | | | | | | 0.00 | 03/06/2020 | 1 | N | Y | N | A |
| 5 | 22.00 | 22.00 | 7.47 | 7.47 | 0.00 | 05/07/2020 | 05/21/2020 | | | | | | |
| 6 | 0305 | | | | | | 0.00 | 03/06/2020 | 1 | N | Y | N | A |
| 6 | 144.00 | 144.00 | 48.87 | 48.87 | 0.00 | 05/07/2020 | 05/21/2020 | | | | | | |
| 7 | 0320 | | | | | | 0.00 | 03/06/2020 | 1 | N | Y | N | A |
| 7 | 854.00 | 854.00 | 289.82 | 289.82 | 0.00 | 05/07/2020 | 05/21/2020 | | | | | | |

Inpatient View Invoice Detail

ADJUDICATED [4 of 4]

Invoice 86,753.09 86,753.09 86,753.09

| In | Rev Code | SVC Code | Mod1 | 2 | 3 | 4 | HCPS/Rate | Serv Dt | UOS | Eob Ind | Edit Ind | Dup Inv | St |
|----------------------|----------------------|----------------------|----------------------|----------------------|----------------------|---|---|---|---|----------------------|----------------------|----------------------|----------------------|
| MCO Ln | Change | MCO Amt | BWC Priced Amt | Approved | Override Ammount | Interest Date | Exp Mco Pay | Det | | | | | |
| <input type="text"/> | <input type="text"/> | <input type="text"/> | <input type="text"/> | <input type="text"/> | <input type="text"/> | <input type="text"/> | <input type="text"/> | <input type="text" value="mm/dd/yyyy"/> | <input type="text" value="mm/dd/yyyy"/> | <input type="text"/> | <input type="text"/> | <input type="text"/> | <input type="text"/> |
| <input type="text"/> | <input type="text"/> | <input type="text"/> | <input type="text"/> | <input type="text"/> | <input type="text"/> | <input type="text" value="mm/dd/yyyy"/> | <input type="text" value="mm/dd/yyyy"/> | <input type="text"/> | <input type="text"/> | <input type="text"/> | <input type="text"/> | <input type="text"/> | <input type="text"/> |

After

05/06/2020 12:34:56

POC/WireFrame

- While redesigning a client's legacy desktop application into a web application I took the current application and rebuilt the interface in a series of prototype wireframe.
- The Developer on the project was able to take the wireframes, build in HTML JavaScript and CSS and convert them into the final product.
- These POC/Wireframes included recalculations on blur, dynamically added rows, select screens and other required features.